

## What Veterinarians Say

"We have used PET on hocks, shoulders, cruciates, [and] elbows. What initially convinced me of [the] merits of the product was treating my own dog with early onstage arthritis that was on NSAIDs for two years. One PET injection and my dog is healthy, more active and completely off all NSAIDs." - Mark Mincher-Lockett, BVSc MRCVS



"[This] platelet therapy is one of the latest treatment options, particularly in the area of tendon and ligament disorders, and has been successfully used in our clinic for years. The special thing about [PET] is [its] ability to produce platelet concentrate with little effort. [Until now] this was not possible without the lab." - Dr. Guide Stadtbäumer, Horse Clinic, Telgte, Germany

"This type of [platelet] therapy is definitely [one] that I would advocate. The handling of the filter system is absolutely no problem, I might almost say, foolproof." - Dr. Carsten Rosehagen, Veterinary Referral Practice of Surgery and Ophthalmology, Bremen, Germany

We have incorporated the PET into our osteoarthritic clinics at the RVC. We have had some very good success stories on cases that were refractory to all other medical analgesic and disease modifying techniques." - Dr. Pilar LaFuente, DVM PhD DACVS-SA DECVS DACVSMR CCRT MRCVS, Royal Vet College, London, UK


Read more at [www.pall.com/vpet](http://www.pall.com/vpet)

Is your animal suffering from osteoarthritis, joint, tendon or soft tissue injury?



Life Sciences

[www.pall.com/AnimalHealth](http://www.pall.com/AnimalHealth)  
E-mail us at [AnimalHealth@pall.com](mailto:AnimalHealth@pall.com)

© 2015, Pall Corporation. Pall, , and V-PET are trademarks of Pall Corporation. ® indicates a trademark registered in the USA. 10/15, PDF, GN15.9696

Talk with your veterinarian about  
Veterinary Platelet Enhancement Therapy  
(V-PET).™





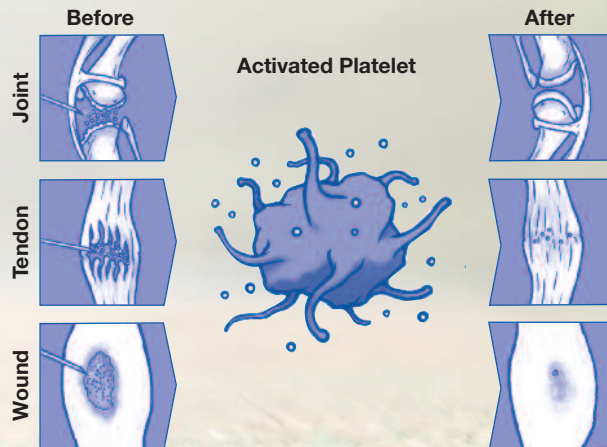
## What is Platelet Enhancement Therapy (PET)?

PET concentrates platelets and their associated growth factors from a small volume of your animal's own blood for use as a cell therapy. It is a proven and natural option for treating osteoarthritis<sup>1</sup>, joints, tendon and soft tissue injuries.

- ▶ Clinically proven
- ▶ Minimally invasive
- ▶ Safe to use<sup>1</sup>
- ▶ Quick procedure
- ▶ Long lasting effects

## How can PET help?

The cell therapy is injected directly into the injured area. Platelets are activated at the site of injury, releasing growth factors. This accelerates healing and reduces recovery times. Studies have shown that PET provides a large quantity of platelets and growth factors.<sup>2</sup>




## How does the procedure work?

**1** Draw the blood



**2** Filter the blood



**3** Recover the cell therapy



**4** Deliver the cell therapy



### Post-Procedure Instructions:

- ▶ Observe a day of rest
- ▶ Restrict physical activity for a week
- ▶ Schedule a follow up visit with veterinarian within 4-6 weeks


## PET helps to improve quality of life<sup>3</sup>

In a 100 dog trial, 84% of canine patients experienced significant improvement 3 months after treatment in:

- ▶ Mood
- ▶ Voluntary play
- ▶ Arising stiff
- ▶ Walk discomfort
- ▶ Attitude
- ▶ Comfort
- ▶ Bedding stiff
- ▶ Turn discomfort

"After several discussions with my vet, I chose [PET] treatment, which I felt was a more holistic natural approach. After the [PET] treatment, Thumper was actually walking on all four legs! I was thrilled to see how quickly he responded to the therapy. It is now about 4 weeks since the [PET] treatment and his atrophied muscles have already rebuilt themselves to almost 100% normal. It's wonderful to see Thumper so energetic and active again." - Pet Owner

Note - Not all platelet-rich plasma (PRP) preparation techniques are the same<sup>3</sup>. As published in the Journal of the American Veterinary Medical Association (JAVMA), Pall's platelet therapy system is clinically effective<sup>4</sup>.



1. Textor, J.A., Tablin, F. Intra-articular use of a platelet-rich product in normal horses: clinical signs and cytologic responses. *Vet Surg.* 2013;42:499-510. Doi:10.1111/j.1532-950x.2013.12015.x.  
 2. Hessel LN, Bosch G, van Weeren PR, Ionita JC. Equine autologous platelet concentrates: a comparative study between different available systems. *Equine Vet J.* doi:10.1111/evj.12288.  
 3. Ortolano and Wenz. A Review of the Pathogenesis of Osteoarthritis and the Use of Intra-articular Platelet Therapy for Joint Disease in Animals and Humans. *Bone and Tissue Regeneration Insights* 2014;5:1-13 doi:10.4137/BTRI.S14578.  
 4. Fahie MA, et al., A randomized controlled trial of the efficacy of autologous platelet therapy for the treatment of osteoarthritis in dogs. *Am Vet Med Assoc.* 2013 Nov 1;243(9):1291-7. doi:10.2460/javma.243.9.1291.

**30 minutes and a short day of rest can change your animal's life!**